

Scaled data based on original data using  
LM-79-08 Approved Method: Electrical and Photometric Measurements of Solid-  
State Lighting Products

Test Report Prepared for  
Cooper Lighting Solutions  
(formerly Eaton)

Brand: McGRAW-EDISON

Report Number: P271412

Luminaire Tested: **ISC-AF-1200-LED-E1-SL2-7027**

Issue Date: 3/3/2020

**Test Information**

Test Method: LM-79-08  
Report Number: P271412  
TEST IS SCALED FROM IESNA LM-79-08 TEST DATA (P29761)  
Test Lab: INNOVATION CENTER-P2  
Issue Date: 3/3/2020  
Manufacturer: COOPER LIGHTING SOLUTIONS (FORMERLY EATON)  
Product Line: MCGRAW-EDISON  
Catalog Number: ISC-AF-1200-LED-E1-SL2-7027  
Description: IMPACT ELITE LED CYLINDER LUMINAIRE  
LIGHT SQUARE WITH ACCULED OPTICS-TYPE II W/SPILL CONTROL  
Light Source: (16) 2700K CCT, 70 CRI LEDs  
Ballast/Driver: ELECTRONIC DRIVER

**Summary**

Lumens per Lamp: N/A  
Luminaire Lumens: 5408 lumens  
Efficiency: N/A  
Efficacy: 81.9 lumens/watt  
Luminous Opening: Rectangular (W 0.5' x L: 0.5' x H: 0')  
IES Classification: Type III - Medium - Non-Cutoff  
BUG Rating: B1 - U0 - G2

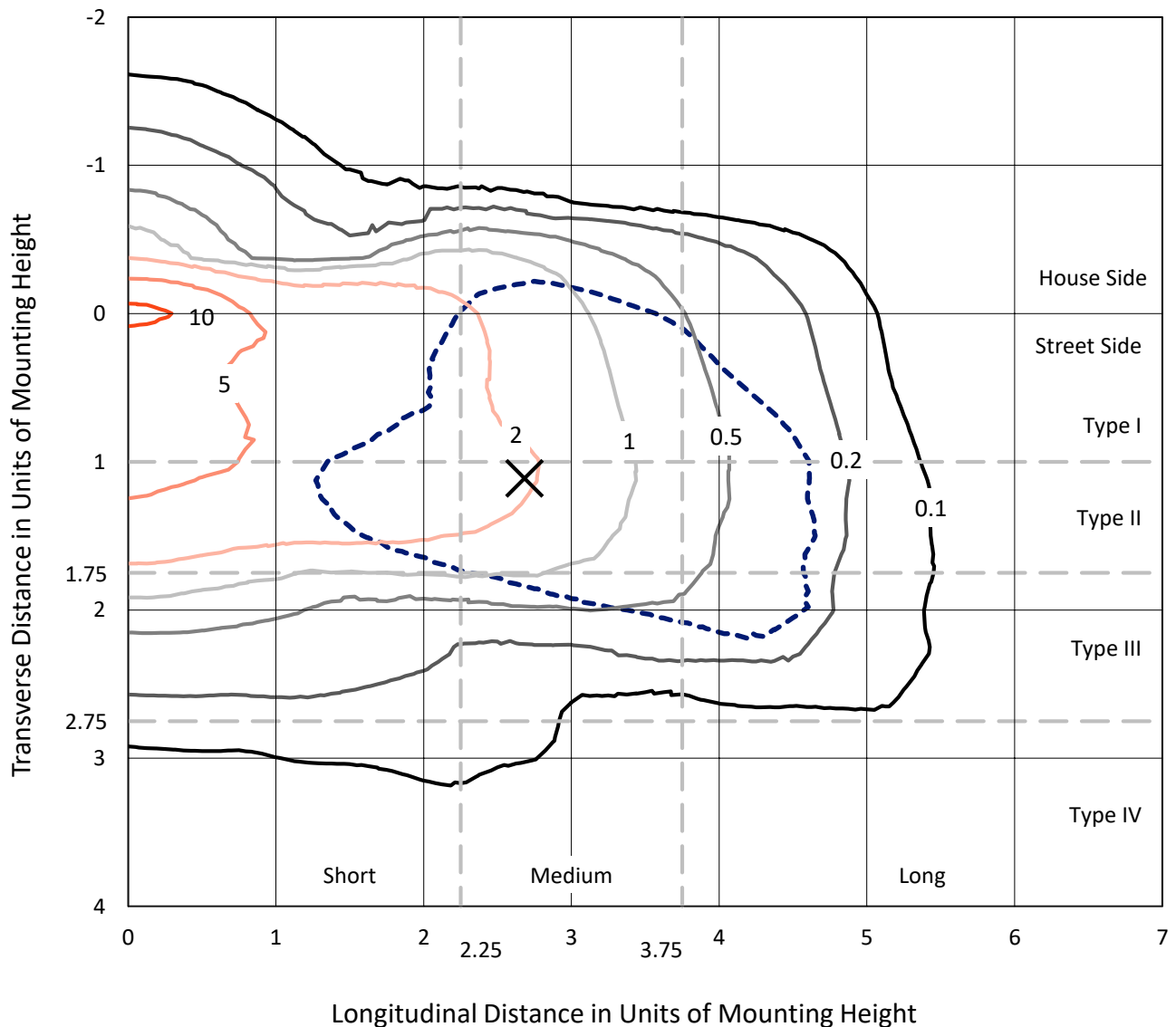
Input Watts (W): 66  
Input Voltage (V): 120  
Input Current (Ain): NR  
Voltage Rise (V): NR  
Power Factor: NR  
Total Harmonic Distortion (THDi): NR  
Frequency (hertz): 60  
Stabilization Time: NR  
Operation Time: NR  
Ambient Temperature (°C): NR  
Test Distance: 25 FT



REPORT NUMBER: P271412  
 CATALOG NUMBER: ISC-AF-1200-LED-E1-SL2-7027

### Iso-Footcandle Lines of Horizontal Illumination

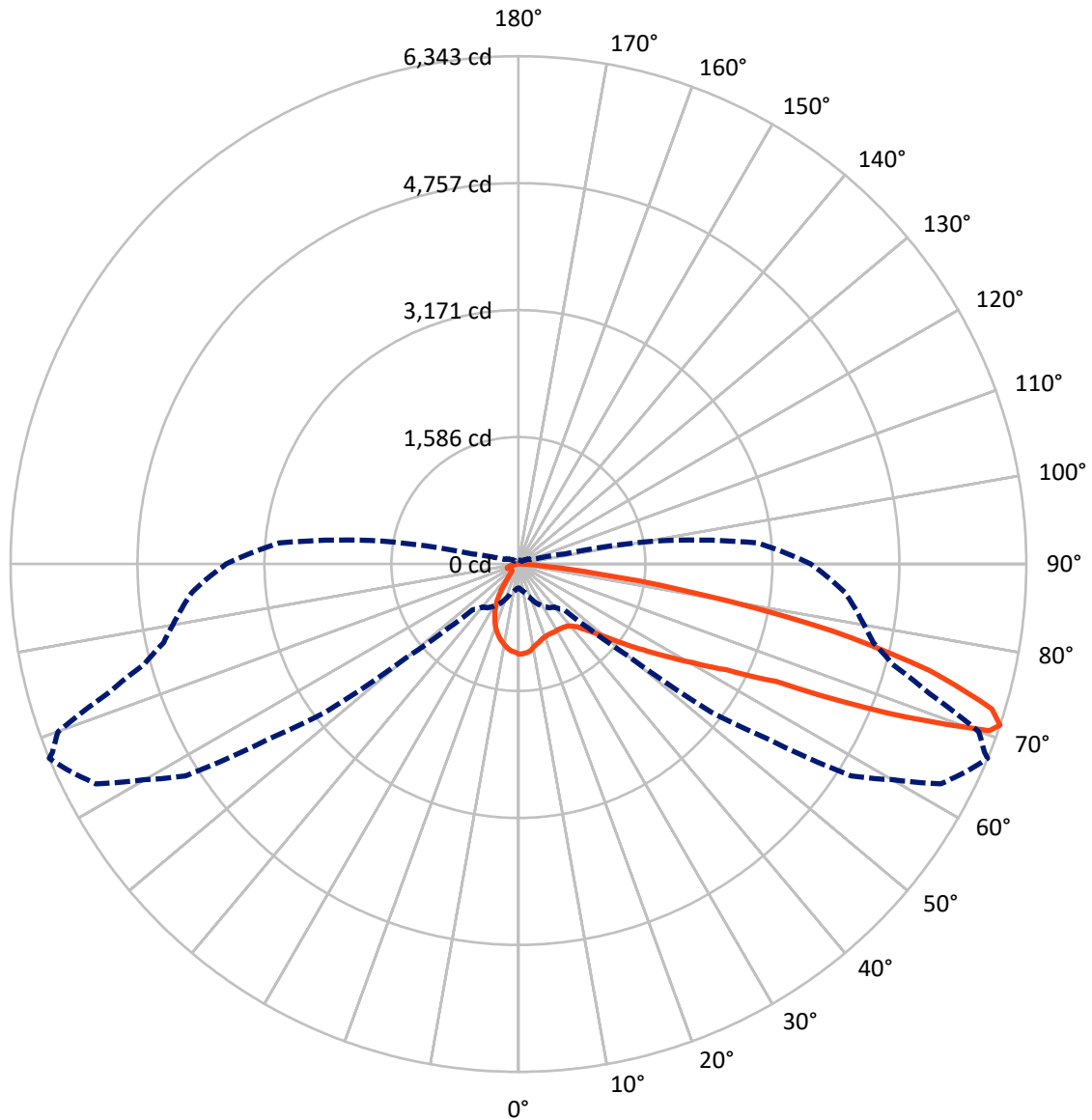
× Max cd  
 - - - 1/2 Max cd



Based on 10 foot mounting height. Maximum calculated value = 11.3 fc  
 Type III - Medium - Non-Cutoff

REPORT NUMBER: P271412  
CATALOG NUMBER: ISC-AF-1200-LED-E1-SL2-7027

### Luminous Intensity Polar Plot



— Vertical Plane Through 67.5-Deg Lateral    - - - Horizontal Cone Through 71-Deg Vertical

REPORT NUMBER: P271412  
 CATALOG NUMBER: ISC-AF-1200-LED-E1-SL2-7027

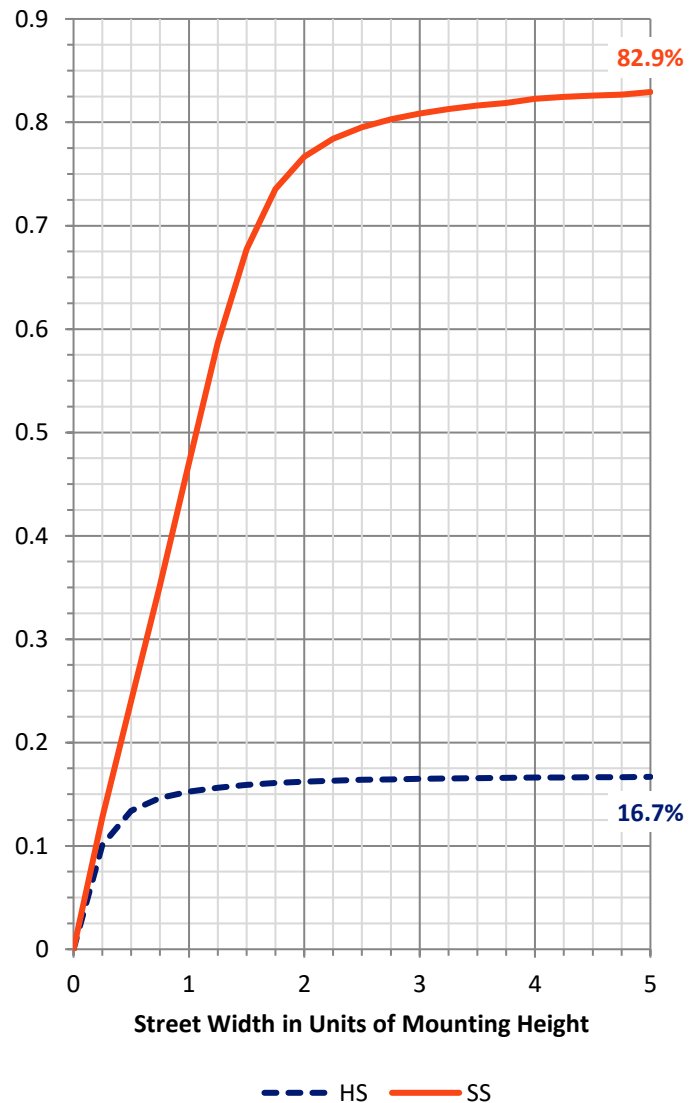
**FLUX DISTRIBUTION:**

		Downward	Upward	Total
<b>House Side</b>	Lumens	911.3	0.0	911.3
	% Fixture	16.9	0.0	16.9
<b>Street Side</b>	Lumens	4496.7	0.0	4496.7
	% Fixture	83.1	0.0	83.1
<b>Total</b>	Lumens	5408.0	0.0	5408.0
	% Fixture	100.0	0.0	100.0

**Coefficient of Utilization**

**ZONAL LUMENS:**

Zone	Lumens	% Fixture
0°-10°	98.3	1.8
10°-20°	235.3	4.4
20°-30°	319.9	5.9
30°-40°	437.3	8.1
40°-50°	658.9	12.2
50°-60°	1044.2	19.3
60°-70°	1382.3	25.6
70°-80°	1101.2	20.4
80°-90°	130.5	2.4
90°-100°	0.0	0.0
100°-110°	0.0	0.0
110°-120°	0.0	0.0
120°-130°	0.0	0.0
130°-140°	0.0	0.0
140°-150°	0.0	0.0
150°-160°	0.0	0.0
160°-170°	0.0	0.0
170°-180°	0.0	0.0
0°-90°	5408.0	100.0
0°-180°	5408.0	100.0



REPORT NUMBER: P271412

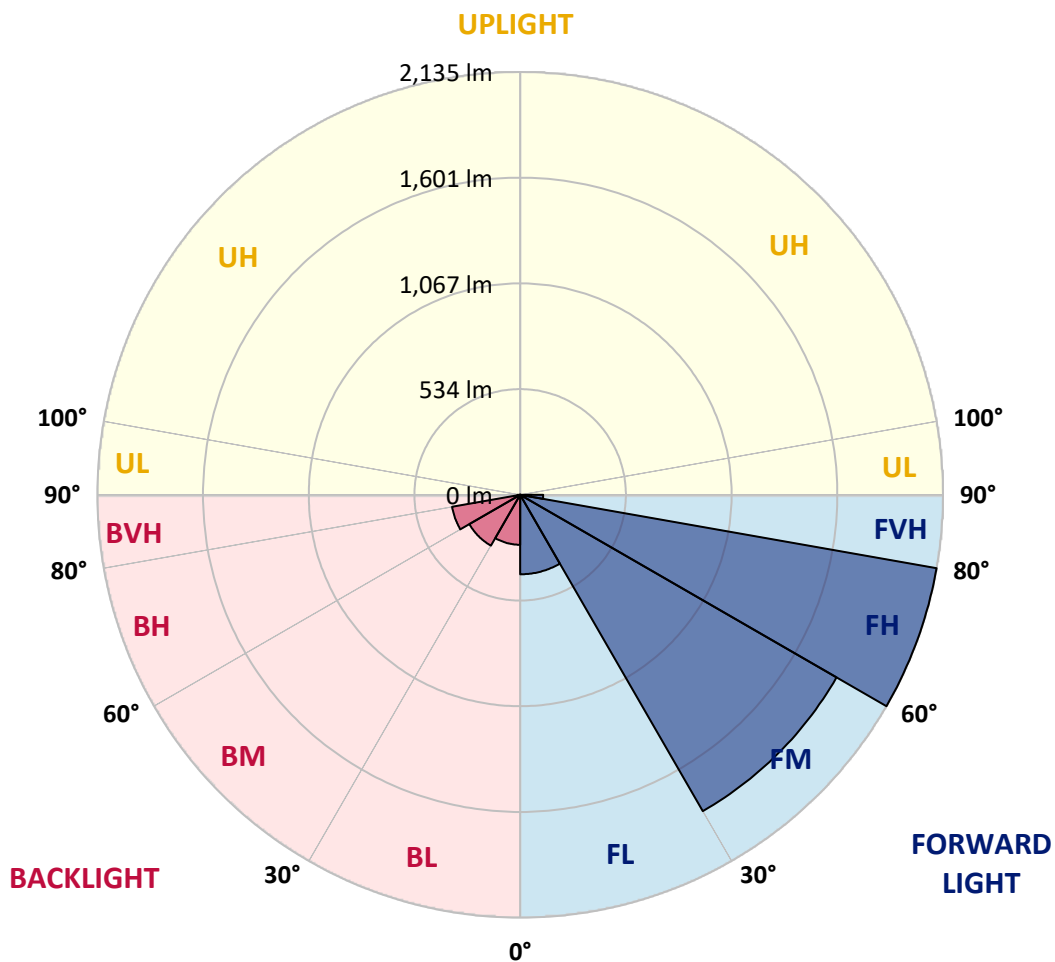
CATALOG NUMBER: ISC-AF-1200-LED-E1-SL2-7027

**LUMINAIRE CLASSIFICATION SYSTEM LUMEN TABLE AND BUG RATING:**

Zone		Lumens	% Fixture	Zone Rating/Lumen Limit		
				B	U	G
FL	(0°-30°)	401.3	7.4			
FM	(30°-60°)	1844.2	34.1			
FH	(60°-80°)	2134.8	39.5			G2/5000
FVH	(80°-90°)	116.4	2.2			G2/225
BL	(0°-30°)	252.3	4.7	B1/500		
BM	(30°-60°)	296.1	5.5	B1/1000		
BH	(60°-80°)	348.8	6.4	B1/500		G1/500
BVH	(80°-90°)	14.1	0.3			G1/100
UL	(90°-100°)	0.0	0.0		U0/0	
UH	(100°-180°)	0.0	0.0		U0/0	

**BUG Rating: B1-U0-G2**

Type III Medium





REPORT NUMBER: P271412

CATALOG NUMBER: ISC-AF-1200-LED-E1-SL2-7027

**CANDELA DISTRIBUTION (FULL):**

	0°	5°	15°	25°	35°	37.5°	40°	42.5°	45°	47.5°	50°
0°	1126.9	1126.9	1126.9	1126.9	1126.9	1126.9	1126.9	1126.9	1126.9	1126.9	1126.9
2.5°	1106.3	1102.4	1102.4	1108.1	1117.5	1109.9	1115.7	1115.7	1117.5	1123.2	1125.0
5°	1025.1	1017.5	1025.1	1032.6	1053.4	1049.6	1055.1	1060.9	1072.1	1074.1	1089.3
7.5°	951.5	947.6	953.3	968.5	994.9	987.2	994.9	1002.4	1015.5	1021.2	1036.4
10°	894.8	889.1	896.7	908.0	934.3	932.5	936.3	945.7	960.8	964.6	983.5
12.5°	853.2	853.2	857.1	872.2	894.8	892.8	904.2	909.8	923.1	926.8	947.6
15°	832.5	826.8	834.3	847.6	870.2	870.2	877.7	883.4	902.3	904.2	923.1
17.5°	813.5	815.5	817.4	832.5	853.2	849.4	858.9	862.7	883.4	879.7	902.3
20°	813.5	817.4	815.5	824.9	840.1	832.5	843.8	845.7	868.3	862.7	887.3
22.5°	836.2	840.1	834.3	832.5	838.2	832.5	838.2	841.9	858.9	855.2	877.7
25°	875.8	883.4	875.8	862.7	857.1	841.9	845.7	851.3	864.6	855.2	875.8
27.5°	938.2	943.8	930.6	917.3	891.0	874.1	868.3	866.4	881.6	866.4	883.4
30°	1010.0	1017.5	1006.1	981.6	943.8	915.6	904.2	898.6	908.0	885.3	902.3
32.5°	1087.3	1094.9	1087.3	1068.4	1017.5	976.0	960.8	947.6	955.2	925.0	932.5
35°	1166.6	1174.2	1181.7	1170.4	1104.3	1057.1	1032.6	1021.2	1019.4	981.6	983.5
37.5°	1236.4	1244.1	1268.6	1279.8	1219.4	1155.3	1132.7	1108.1	1109.9	1057.1	1057.1
40°	1321.4	1330.7	1362.9	1389.4	1349.7	1272.3	1245.9	1219.4	1219.4	1149.7	1151.4
42.5°	1436.5	1447.9	1468.5	1504.5	1491.3	1412.0	1383.7	1347.7	1351.6	1268.6	1266.6
45°	1598.8	1606.3	1606.3	1629.1	1631.0	1555.4	1536.6	1500.7	1508.3	1402.5	1408.3
47.5°	1810.4	1800.8	1763.1	1776.3	1791.4	1712.1	1695.1	1672.6	1682.0	1568.7	1580.0
50°	2006.6	1999.1	1921.7	1925.4	1980.2	1899.1	1893.4	1865.0	1878.3	1765.0	1782.0
52.5°	2080.3	2067.0	1989.7	2031.2	2184.0	2138.8	2148.2	2135.0	2142.5	2021.7	2018.0
55°	1997.2	1997.2	1950.0	2025.5	2337.0	2361.6	2438.9	2469.1	2501.2	2380.4	2354.0
57.5°	1766.9	1782.0	1789.5	1923.6	2312.5	2418.1	2565.4	2693.7	2858.0	2850.4	2890.0
60°	1385.5	1412.0	1455.4	1674.4	2206.8	2380.4	2571.1	2763.5	2990.1	3135.4	3350.7
62.5°	972.1	994.9	1030.6	1181.7	1899.1	2197.3	2472.9	2769.3	3058.1	3286.4	3569.7
65°	660.7	683.3	758.9	841.9	1145.9	1580.0	2001.0	2491.8	2931.6	3356.3	3737.7
67.5°	475.7	488.9	547.4	687.1	762.6	841.9	998.6	1576.3	2118.0	2973.1	3530.0
70°	356.8	370.0	422.8	577.6	670.1	690.9	728.6	830.7	968.5	1670.6	2401.2
71°	298.2	317.1	381.3	543.7	666.4	683.3	700.4	760.8	806.0	1181.7	1782.0
72.5°	209.6	222.8	283.1	502.2	640.0	679.6	719.3	717.4	713.5	806.0	1077.9
75°	134.0	134.0	134.0	283.1	683.3	658.7	673.9	755.0	713.5	677.7	709.8
77.5°	105.7	103.8	98.2	141.6	534.2	668.2	707.9	728.6	768.3	707.9	675.7
80°	79.3	77.4	77.4	88.8	247.3	432.3	598.5	664.5	692.9	753.2	687.1
82.5°	41.5	41.5	45.4	52.9	92.4	151.1	309.6	509.7	570.1	573.8	579.6
85°	13.3	11.3	15.1	24.5	39.6	49.0	86.9	205.7	305.9	370.0	390.8
87.5°	0.0	0.0	0.0	0.0	0.0	0.0	0.0	5.7	7.5	13.3	17.0
90°	0.0	0.0	0.0	0.0	0.0	0.0	0.0	0.0	0.0	0.0	0.0



REPORT NUMBER: P271412

CATALOG NUMBER: ISC-AF-1200-LED-E1-SL2-7027

**CANDELA DISTRIBUTION (continued):**

	52.5°	55°	57.5°	60°	62.5°	65°	67.5°	68°	70°	72.5°	75°
0°	1126.9	1126.9	1126.9	1126.9	1126.9	1126.9	1126.9	1126.9	1126.9	1126.9	1126.9
2.5°	1119.4	1126.9	1121.3	1128.8	1119.4	1130.8	1121.3	1126.9	1128.8	1121.3	1130.8
5°	1079.8	1102.4	1094.9	1111.8	1104.3	1119.4	1111.8	1126.9	1126.9	1121.3	1134.5
7.5°	1030.6	1053.4	1055.1	1072.1	1072.1	1091.1	1091.1	1106.3	1113.8	1113.8	1132.7
10°	981.6	1002.4	1006.1	1025.1	1028.8	1051.5	1051.5	1072.1	1087.3	1093.0	1115.7
12.5°	943.8	970.3	970.3	991.0	987.2	1021.2	1025.1	1043.9	1059.0	1072.1	1102.4
15°	921.2	945.7	945.7	966.5	962.7	996.7	1002.4	1021.2	1043.9	1051.5	1093.0
17.5°	898.6	923.1	917.3	945.7	943.8	981.6	977.9	1006.1	1025.1	1036.4	1083.5
20°	879.7	908.0	904.2	932.5	925.0	966.5	966.5	994.9	1013.6	1023.1	1077.9
22.5°	870.2	900.4	892.8	921.2	915.6	957.1	957.1	985.4	1006.1	1021.2	1076.0
25°	870.2	896.7	889.1	921.2	911.8	957.1	955.2	983.5	1004.2	1017.5	1077.9
27.5°	874.1	900.4	894.8	925.0	917.3	957.1	960.8	985.4	1006.1	1021.2	1081.6
30°	887.3	911.8	898.6	926.8	921.2	958.9	957.1	983.5	1004.2	1023.1	1081.6
32.5°	915.6	928.8	911.8	936.3	925.0	962.7	962.7	981.6	1006.1	1028.8	1081.6
35°	955.2	964.6	938.2	955.2	934.3	972.1	970.3	991.0	1010.0	1028.8	1085.4
37.5°	1011.9	1023.1	981.6	996.7	962.7	993.0	985.4	1010.0	1028.8	1040.1	1104.3
40°	1096.7	1100.5	1045.8	1057.1	1010.0	1036.4	1017.5	1051.5	1060.9	1068.4	1132.7
42.5°	1200.6	1204.4	1134.5	1142.0	1081.6	1104.3	1072.1	1108.1	1121.3	1119.4	1189.3
45°	1329.0	1330.7	1251.6	1257.2	1187.4	1206.2	1166.6	1196.8	1206.2	1200.6	1272.3
47.5°	1468.5	1483.7	1395.0	1402.5	1329.0	1338.4	1289.2	1323.2	1323.2	1317.6	1391.3
50°	1653.6	1676.2	1572.4	1583.8	1498.8	1506.4	1449.8	1485.7	1481.8	1466.8	1549.8
52.5°	1883.9	1904.7	1795.3	1810.4	1719.6	1723.5	1653.6	1695.1	1683.9	1659.3	1755.6
55°	2165.2	2167.1	2065.1	2078.4	1987.8	1982.1	1895.2	1946.2	1929.2	1895.2	1984.0
57.5°	2616.3	2561.6	2393.6	2389.9	2291.7	2284.1	2172.7	2235.1	2206.8	2135.0	2252.1
60°	3343.1	3360.1	2931.6	2865.5	2682.4	2648.5	2501.2	2572.9	2539.0	2421.9	2537.0
62.5°	3752.8	4022.7	3996.3	3758.4	3286.4	3158.1	2908.9	2993.9	2905.2	2733.5	2841.0
65°	4056.7	4422.9	4634.3	4862.7	4651.3	4126.5	3537.5	3656.6	3439.4	3112.8	3216.7
67.5°	4169.9	4611.7	5057.2	5381.8	5602.7	5642.3	4960.9	4993.0	4458.7	3805.6	3818.9
70°	3577.2	4228.4	5100.6	5512.1	5950.0	6165.2	6236.9	6203.0	5857.6	4932.5	4579.6
71°	3031.6	3820.7	4926.9	5385.6	5946.2	6153.9	6342.7	6278.5	6118.1	5379.9	4838.2
72.5°	2053.9	3044.9	4419.1	5000.5	5748.1	5899.1	6182.2	6068.9	6034.9	5714.1	5079.7
75°	966.5	1517.7	2874.9	3754.6	4864.6	5009.9	5306.3	5166.6	5077.8	5187.4	4832.5
77.5°	711.6	828.7	1578.1	2333.2	3537.5	3743.2	3998.2	3826.4	3713.1	3822.6	3575.3
80°	647.5	651.2	817.4	1230.8	2110.5	2233.2	2329.5	2189.7	2018.0	2010.4	1782.0
82.5°	596.6	564.5	530.4	651.2	1081.6	1028.8	951.5	881.6	685.2	549.3	396.4
85°	379.4	415.3	377.6	356.8	430.4	354.9	281.3	269.9	190.7	128.4	118.9
87.5°	26.4	30.3	35.8	41.5	50.9	41.5	26.4	32.1	18.9	0.0	9.4
90°	0.0	0.0	0.0	0.0	0.0	0.0	0.0	0.0	0.0	0.0	0.0





REPORT NUMBER: P271412

CATALOG NUMBER: ISC-AF-1200-LED-E1-SL2-7027

**CANDELA DISTRIBUTION (continued):**

	77.5°	80°	85°	90°	95°	100°	102.5°	105°	107.5°	110°	112.5°
0°	1126.9	1126.9	1126.9	1126.9	1126.9	1126.9	1126.9	1126.9	1126.9	1126.9	1126.9
2.5°	1117.5	1126.9	1130.8	1128.8	1125.0	1121.3	1108.1	1117.5	1104.3	1113.8	1102.4
5°	1123.2	1136.4	1138.3	1134.5	1130.8	1123.2	1100.5	1113.8	1098.6	1106.3	1089.3
7.5°	1121.3	1142.0	1143.9	1140.2	1132.7	1119.4	1096.7	1106.3	1081.6	1087.3	1064.7
10°	1111.8	1142.0	1143.9	1134.5	1123.2	1102.4	1076.0	1079.8	1055.1	1055.1	1025.1
12.5°	1102.4	1138.3	1147.8	1134.5	1115.7	1087.3	1057.1	1053.4	1025.1	1023.1	989.1
15°	1102.4	1142.0	1155.3	1138.3	1109.9	1070.3	1034.5	1026.9	994.9	985.4	947.6
17.5°	1100.5	1142.0	1160.9	1138.3	1104.3	1053.4	1008.1	1000.5	958.9	943.8	900.4
20°	1098.6	1145.9	1164.7	1134.5	1087.3	1032.6	981.6	966.5	921.2	896.7	845.7
22.5°	1096.7	1153.3	1168.4	1130.8	1076.0	1006.1	953.3	926.8	874.1	841.9	781.5
25°	1106.3	1162.9	1170.4	1126.9	1059.0	977.9	921.2	885.3	826.8	785.3	713.5
27.5°	1109.9	1172.3	1174.2	1119.4	1038.2	947.6	887.3	838.2	772.0	721.1	640.0
30°	1121.3	1174.2	1168.4	1104.3	1013.6	909.8	847.6	787.2	713.5	647.5	551.2
32.5°	1125.0	1179.8	1164.7	1087.3	989.1	872.2	802.3	732.4	643.7	566.3	449.2
35°	1132.7	1183.6	1160.9	1077.9	962.7	832.5	755.0	675.7	573.8	475.7	341.6
37.5°	1143.9	1200.6	1170.4	1074.1	949.5	798.5	702.3	617.2	490.8	375.6	226.6
40°	1172.3	1234.5	1187.4	1079.8	940.1	770.2	651.2	556.9	396.4	277.5	156.7
42.5°	1228.9	1293.1	1230.8	1108.1	945.7	745.6	598.5	492.7	300.1	198.2	130.3
45°	1313.8	1368.6	1302.5	1155.3	968.5	732.4	549.3	426.7	215.2	158.6	118.9
47.5°	1438.5	1491.3	1408.3	1230.8	1008.1	726.8	498.4	356.8	166.2	143.5	115.2
50°	1602.7	1665.0	1561.2	1349.7	1081.6	732.4	443.7	290.7	145.3	139.7	113.3
52.5°	1804.7	1865.0	1761.3	1525.2	1202.5	764.5	385.1	253.0	137.8	137.8	111.4
55°	2033.0	2118.0	2016.1	1768.8	1389.4	834.3	349.2	239.8	137.8	139.7	109.5
57.5°	2303.0	2374.7	2284.1	2002.8	1614.0	949.5	353.0	253.0	137.8	139.7	107.5
60°	2567.3	2656.0	2552.2	2301.1	1870.7	1123.2	430.4	321.0	143.5	145.3	107.5
62.5°	2842.9	2910.9	2825.9	2561.6	2161.4	1338.4	585.2	464.3	166.2	171.8	115.2
65°	3144.9	3256.3	3167.5	2950.4	2572.9	1682.0	879.7	696.5	245.3	200.1	126.5
67.5°	3667.8	3713.1	3669.7	3471.5	3054.2	1965.1	1047.6	707.9	245.3	194.4	141.6
70°	4375.6	4273.8	4079.3	3709.3	3105.4	1763.1	751.3	432.3	209.6	185.1	149.1
71°	4539.9	4383.2	4096.3	3650.8	2999.5	1591.3	583.3	341.6	196.3	181.2	149.1
72.5°	4639.9	4405.8	3971.8	3479.0	2791.9	1253.5	385.1	268.1	179.3	171.8	143.5
75°	4509.7	4077.5	3507.3	3010.8	2286.0	651.2	241.6	203.8	152.9	149.1	124.5
77.5°	3580.9	3201.5	2588.1	2187.8	1470.5	288.9	173.6	154.8	120.8	117.0	96.3
80°	1670.6	1340.3	785.3	673.9	462.4	169.9	118.9	105.7	86.9	83.0	67.9
82.5°	304.0	228.3	177.4	171.8	154.8	100.0	69.9	64.2	54.8	52.9	43.4
85°	103.8	100.0	75.5	75.5	77.4	52.9	39.6	37.8	28.3	28.3	18.9
87.5°	1.9	9.4	9.4	13.3	11.3	9.4	3.8	5.7	1.9	5.7	0.0
90°	0.0	0.0	0.0	0.0	0.0	0.0	0.0	0.0	0.0	0.0	0.0



REPORT NUMBER: P271412

CATALOG NUMBER: ISC-AF-1200-LED-E1-SL2-7027

**CANDELA DISTRIBUTION (continued):**

	115°	117.5°	120°	122.5°	125°	127.5°	130°	135°	145°	155°	165°
0°	1126.9	1126.9	1126.9	1126.9	1126.9	1126.9	1126.9	1126.9	1126.9	1126.9	1126.9
2.5°	1111.8	1096.7	1109.9	1096.7	1104.3	1089.3	1098.6	1093.0	1093.0	1087.3	1083.5
5°	1094.9	1076.0	1085.4	1070.3	1077.9	1055.1	1060.9	1051.5	1032.6	1021.2	1006.1
7.5°	1070.3	1042.0	1049.6	1026.9	1032.6	1002.4	1008.1	991.0	955.2	932.5	909.8
10°	1026.9	1000.5	1002.4	974.0	972.1	942.0	936.3	913.7	860.8	823.0	792.8
12.5°	983.5	953.3	949.5	915.6	909.8	874.1	866.4	830.7	753.2	679.6	632.4
15°	938.2	900.4	889.1	853.2	832.5	802.3	781.5	728.6	617.2	520.9	458.8
17.5°	887.3	838.2	821.1	779.5	749.5	704.1	673.9	602.1	458.8	354.9	311.4
20°	821.1	768.3	738.0	685.2	645.6	590.8	553.1	460.7	305.9	253.0	247.3
22.5°	747.5	685.2	647.5	581.5	532.3	473.9	413.4	311.4	217.1	205.7	213.3
25°	670.1	592.7	543.7	462.4	396.4	328.5	271.8	207.7	177.4	175.6	186.8
27.5°	577.6	488.9	419.1	322.9	262.3	209.6	185.1	164.2	151.1	152.9	164.2
30°	475.7	360.6	286.9	202.0	175.6	152.9	149.1	141.6	135.9	139.7	147.2
32.5°	354.9	230.2	185.1	145.3	143.5	130.3	134.0	130.3	128.4	130.3	135.9
35°	239.8	152.9	145.3	124.5	128.4	118.9	124.5	122.7	120.8	120.8	124.5
37.5°	166.2	126.5	130.3	115.2	120.8	113.3	118.9	117.0	115.2	113.3	115.2
40°	137.8	115.2	120.8	109.5	115.2	107.5	113.3	111.4	109.5	105.7	105.7
42.5°	126.5	109.5	115.2	103.8	111.4	102.0	109.5	105.7	102.0	98.2	100.0
45°	122.7	105.7	111.4	100.0	107.5	98.2	103.8	102.0	94.4	92.4	94.4
47.5°	118.9	103.8	109.5	98.2	103.8	94.4	100.0	96.3	88.8	86.9	88.8
50°	117.0	100.0	105.7	94.4	100.0	92.4	96.3	92.4	84.9	83.0	83.0
52.5°	115.2	98.2	103.8	90.5	96.3	84.9	90.5	86.9	79.3	77.4	77.4
55°	115.2	96.3	100.0	86.9	92.4	81.2	84.9	81.2	77.4	73.6	73.6
57.5°	113.3	92.4	98.2	83.0	86.9	77.4	81.2	77.4	71.8	69.9	69.9
60°	113.3	90.5	96.3	81.2	84.9	73.6	77.4	73.6	67.9	66.0	66.0
62.5°	118.9	94.4	98.2	83.0	84.9	73.6	75.5	69.9	64.2	64.2	62.3
65°	130.3	105.7	105.7	86.9	86.9	73.6	75.5	67.9	60.4	60.4	60.4
67.5°	141.6	117.0	115.2	92.4	90.5	73.6	73.6	64.2	56.6	56.6	56.6
70°	149.1	122.7	118.9	94.4	90.5	71.8	69.9	60.4	52.9	52.9	52.9
71°	147.2	122.7	117.0	92.4	86.9	67.9	67.9	58.5	50.9	50.9	49.0
72.5°	139.7	115.2	109.5	86.9	83.0	64.2	64.2	54.8	47.3	47.3	45.4
75°	118.9	98.2	92.4	73.6	69.9	56.6	54.8	45.4	41.5	39.6	39.6
77.5°	92.4	77.4	71.8	58.5	56.6	45.4	43.4	37.8	34.0	34.0	32.1
80°	66.0	54.8	50.9	39.6	35.8	30.3	32.1	28.3	26.4	26.4	24.5
82.5°	39.6	28.3	28.3	22.6	24.5	18.9	20.8	20.8	18.9	15.1	15.1
85°	20.8	13.3	17.0	9.4	13.3	5.7	9.4	7.5	7.5	5.7	5.7
87.5°	3.8	0.0	1.9	0.0	1.9	0.0	0.0	0.0	0.0	0.0	0.0
90°	0.0	0.0	0.0	0.0	0.0	0.0	0.0	0.0	0.0	0.0	0.0

REPORT NUMBER: P271412  
CATALOG NUMBER: ISC-AF-1200-LED-E1-SL2-7027

**CANDELA DISTRIBUTION (continued):**

	175°	180°
0°	1126.9	1126.9
2.5°	1072.1	1074.1
5°	998.6	1002.4
7.5°	892.8	898.6
10°	766.4	770.2
12.5°	604.1	604.1
15°	422.8	426.7
17.5°	296.4	298.2
20°	249.2	251.1
22.5°	222.8	224.7
25°	198.2	200.1
27.5°	171.8	173.6
30°	154.8	156.7
32.5°	139.7	141.6
35°	126.5	126.5
37.5°	117.0	117.0
40°	107.5	107.5
42.5°	102.0	102.0
45°	96.3	96.3
47.5°	90.5	90.5
50°	84.9	86.9
52.5°	79.3	79.3
55°	73.6	73.6
57.5°	67.9	69.9
60°	64.2	64.2
62.5°	60.4	60.4
65°	58.5	58.5
67.5°	54.8	54.8
70°	50.9	50.9
71°	49.0	49.0
72.5°	45.4	45.4
75°	39.6	37.8
77.5°	32.1	32.1
80°	24.5	22.6
82.5°	15.1	13.3
85°	5.7	3.8
87.5°	0.0	0.0
90°	0.0	0.0

(END OF REPORT)